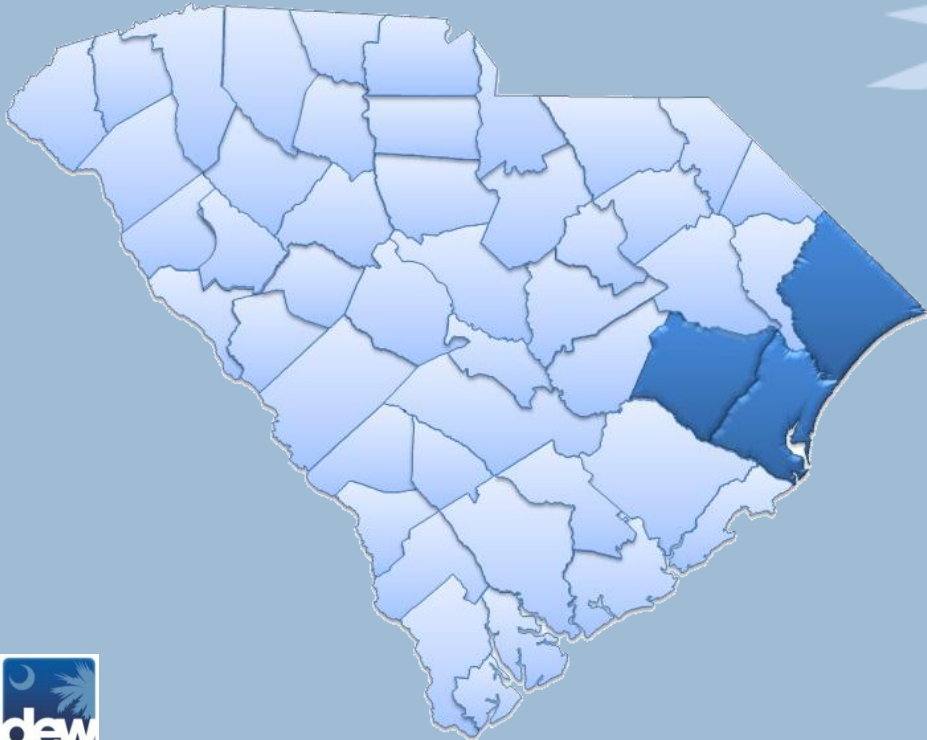


# Waccamaw LWIA Workforce Report



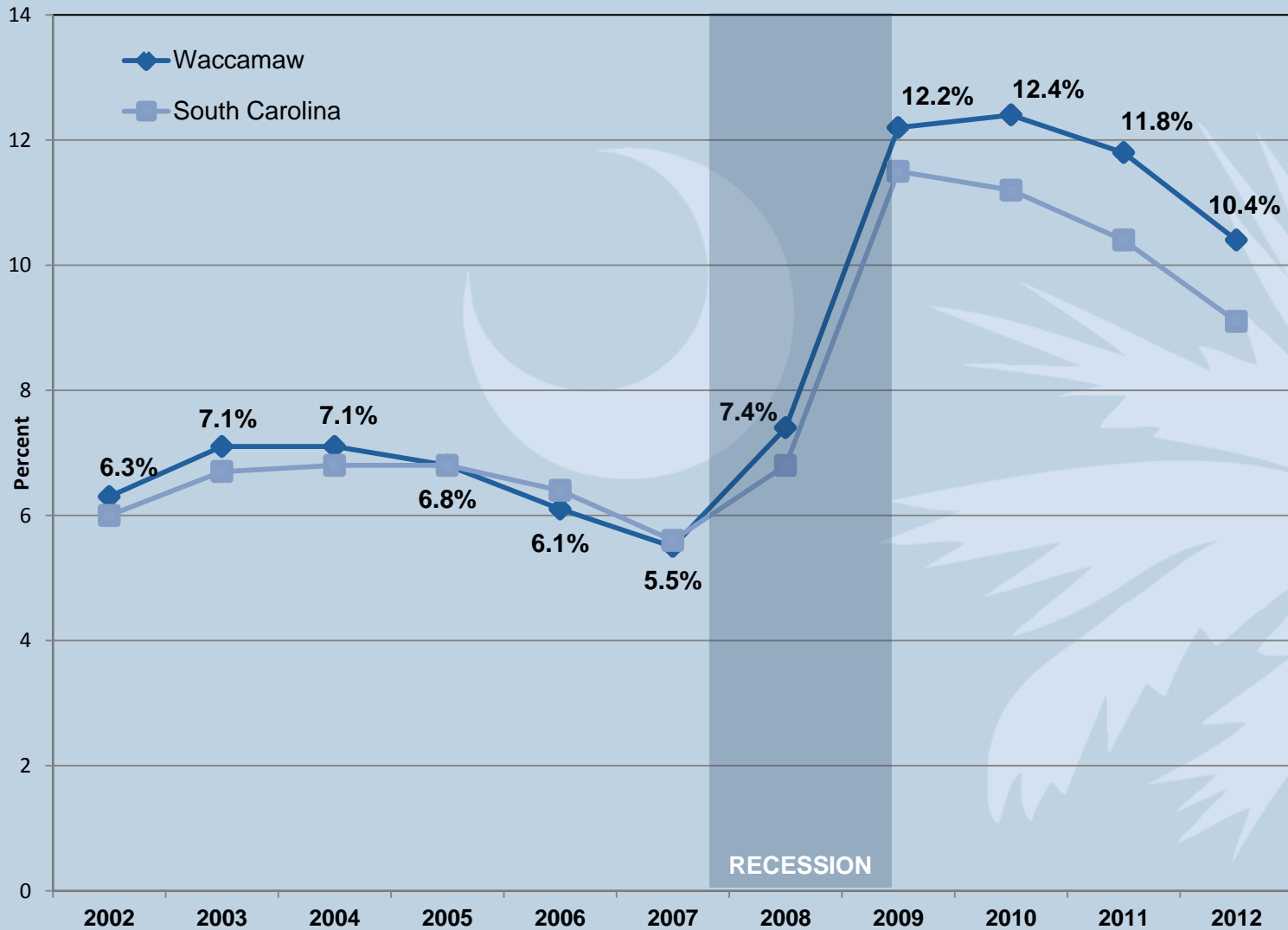
# Purpose of the Report

Highlight Waccamaw's key workforce indicators for WIB information and planning using Labor Market Information (LMI) data sources.

# Waccamaw Workforce Presentation

- Workforce Indicators
- Occupational Employment
- Occupations by Skill Levels

# Unemployment Rate



# Waccamaw LWIA Commuting Patterns

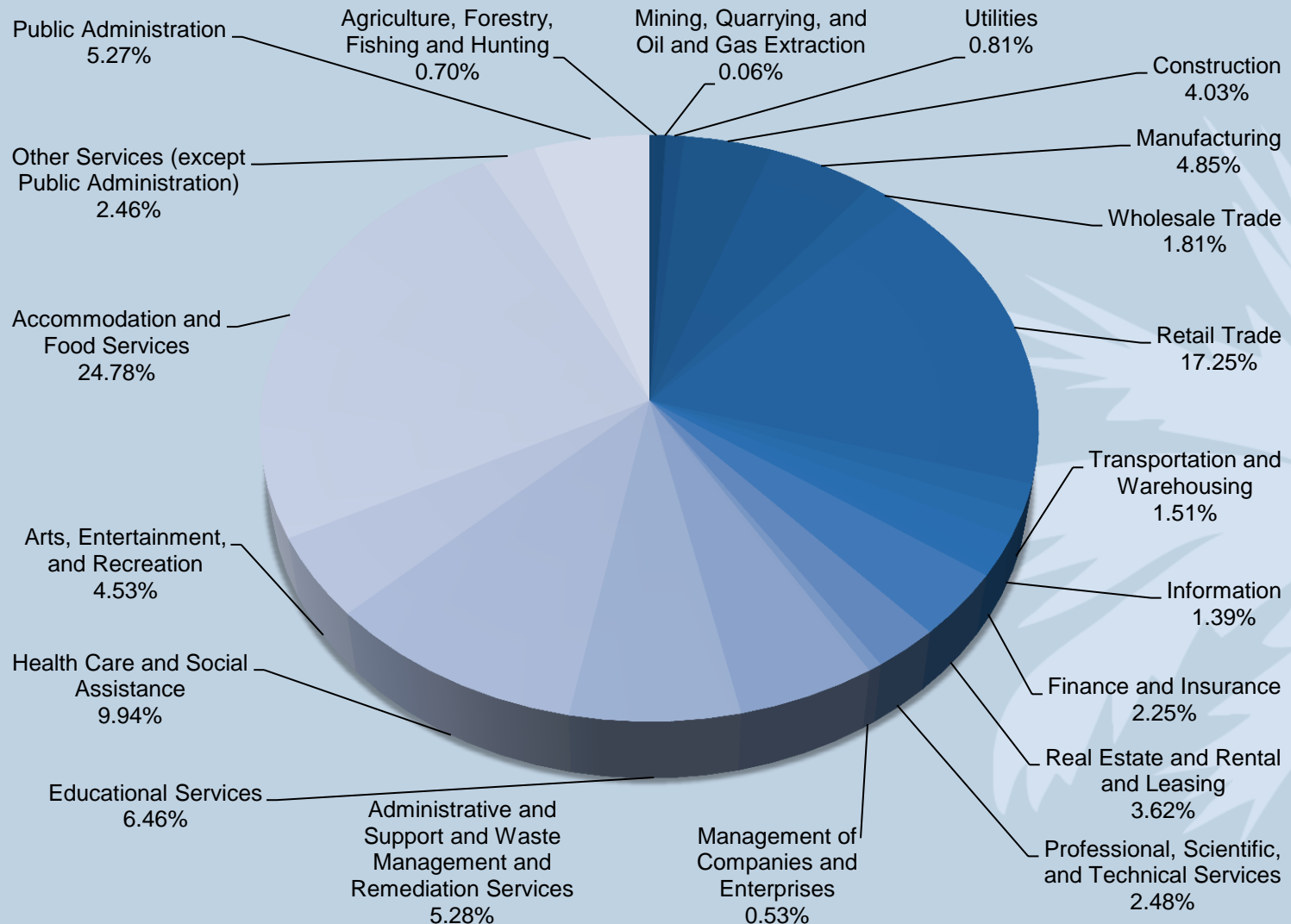
## Outbound Commuters

<b>From Waccamaw WIA To</b>	<b>10,340</b>
Florence County, SC	2,454
Marion County, SC	974
Brunswick County, NC	874
Charleston County, SC	799
Berkeley County, SC	510

## Inbound Commuters

<b>To Waccamaw WIA From</b>	<b>13,013</b>
Florence County, SC	2,542
Columbus County, NC	2,315
Brunswick County, NC	2,285
Marion County, SC	1,886

# Waccamaw LWIA Industry Employment



# Waccamaw LWIA Top Occupations by Employment

Occupational Title	Total Employment	Hourly Average Wage (\$)
All Occupations	110,610	15.25
Retail Salespersons	7,330	10.62
Cashiers	5,660	8.78
Waiters and Waitresses	5,170	8.70
Maids and Housekeeping Cleaners	3,930	8.62
Combined Food Preparation and Serving Workers, Including Fast Food	2,630	8.47
Cooks, Restaurant	2,350	9.23
Landscaping and Groundskeeping Workers	2,160	9.64
First-Line Supervisors of Retail Sales Workers	1,960	18.05
Stock Clerks and Order Fillers	1,900	10.15
Secretaries and Administrative Assistants, Except Legal, Medical, and Executive	1,840	14.08
Customer Service Representatives	1,810	12.05
Office Clerks, General	1,800	12.43
Janitors and Cleaners, Except Maids and Housekeeping Cleaners	1,790	10.89
Registered Nurses	1,720	27.45

# Waccamaw LWIA Current Occupations by Skill Level

**Job Skill Determined by Education, Experience, and/or Training**

## Skill Levels

**LOW:** Less than High School to High School/GED, Less than one year experience, short-term OJT

**MIDDLE:** High School/GED with either one year experience or moderate OJT up to Bachelor's degree

**HIGH:** Bachelor's degree or higher

## Top 50 Occupations by Job Skill

Job Skill	Number of Occupations
Low	32
Middle	17
High	1



# Waccamaw LWIA Top Fastest-Growing Occupations

Occupation	Estimated Employment (2008)	Projected Employment (2018)
Hotel, Motel, and Resort Desk Clerks	1,375	1,745
Accountants and Auditors	1,233	1,552
Personal and Home Care Aides	709	1,019
Heating, Air Conditioning, and Refrigeration Mechanic	618	836
Pharmacy Technicians	408	586
Helpers--Electricians	406	516
Coaches and Scouts	267	346
Public Relations Specialists	256	325
Management Analysts	187	250
Compliance Officers, Except Agriculture, Construction	172	229
Self-Enrichment Education Teachers	155	216
Surgical Technologists	160	210
Social and Human Service Assistants	161	207
Instructional Coordinators	147	193

# Waccamaw LWIA Fastest-Growing Occupations by Skill Level

**Job Skill Determined by Education, Experience, and/or Training**

## Skill Levels

**LOW:** Less than High School to High School/GED, Less than one year experience, short-term OJT

**MIDDLE:** High School/GED with either one year experience or moderate OJT up to Bachelor's degree

**HIGH:** Bachelor's degree or higher

## Top 50 Occupations by Job Skill

Job Skill	Number of Occupations
Low	7
Middle	23
High	20

# Top SC Soft Skills in Demand

1. Oral and written communication skills
2. Customer Service Oriented
3. Problem solving
4. Detail oriented
5. Microsoft Office
6. Self-starting / Self-motivated
7. Organizational skills
8. Troubleshooting
9. Work independently
10. Sales experience

# LMI Web Site & Contacts

LMI Director:  
**Brenda Lisbon**  
[Blisbon@dew.sc.gov](mailto:Blisbon@dew.sc.gov)

Workforce Intelligence Manager:  
**Shannon Kinder**  
[Skinder@dew.sc.gov](mailto:Skinder@dew.sc.gov)

Workforce Intelligence Coordinator:  
**Alan Davis**  
[Adavis@dew.sc.gov](mailto:Adavis@dew.sc.gov)

[www.SCWorkforceInfo.com](http://www.SCWorkforceInfo.com)



**scworkforceinfo.com**  
Labor Market Information at your fingertips

Employment statistics, job forecasts, wages, demographics, and other labor market information help public and private organizations, researchers, and others better understand today's complex workforce. The Labor Market Information (LMI) Department collects, analyzes, and disseminates this data in cooperation with the U.S. Department of Labor's Bureau of Labor Statistics (BLS).

The data helps monitor and forecast national, statewide, and local economic trends, helping employers and job seekers make career, education, and economic development decisions. Better understanding employment trends and statistical trends help promote stable employment and economic growth.

### Monthly Reports

**Community Profile Report**  
A comprehensive report with economic, demographic, industry, occupation and education statistics for counties, metropolitan and workforce areas.

**Insights** - monthly report from the SC Department of Employment & Workforce with employment and unemployment analysis and review of unemployment insurance claims data for the state, counties and workforce areas.  
[\(Insights Archive-Past 12 Months\)](#)

**South Carolina Economic Outlook** - monthly report from the SC Department of Commerce with key economic indicators for the state and regions.

### Workforce & Business Indicators

**Quarterly Workforce Indicators (QWI)**  
Includes data NAICS-based or SIC-based Quarterly Workforce indicators by state, geographic grouping, industry, year and quarter, gender, age group, and ownership.

**Business Employment Dynamics (BED)**  
Business Employment Dynamics data are quarterly series of gross job gains and gross job losses statistics for the entire economy. These data track changes in employment at the establishment level, and thus provide a picture of the dynamics underlying aggregate net employment growth statistics.

### Publications

**State of the Workforce Report** - This report presents a comprehensive view of the status of South Carolina's workforce and economy. The information and analysis provided in this publication is based on data collected from many sources throughout South Carolina and the nation, including the U.S. Census Bureau and the U.S. Bureau of Labor Statistics.

**Local Workforce Investment Area (LWIA) Reports** - These reports present a comprehensive view of the

### Latest News

[South Carolina's Employment Situation - August 2013](#)

[SC Department of Employment and Workforce - Unemployment Rates By Area - August 2013](#)

[South Carolina Trio Joins Off-Tier 4 of the Recently Extended Emergency Unemployment Compensation Program](#)

[South Carolina chosen to help lead nation's initiative to prevent unemployment fraud](#)

[Federal unemployment benefits to end, impacting 29,000 South Carolinians](#)

[SC Department of Commerce News Release](#)

### Of Special Interest...

[South Carolina Green Jobs Information](#)

Month	Employment (Thousands)
Aug 12	1,420
Sep 12	1,450
Oct 12	1,480
Nov 12	1,500
Dec 12	1,520
Jan 13	1,540
Feb 13	1,560
Mar 13	1,580
Apr 13	1,590
May 13	1,600
Jun 13	1,610
Jul 13	1,620
Aug 13	1,630

Month	South Carolina (%)	United States (%)
Aug 12	7.5	7.5
Sep 12	7.5	7.5
Oct 12	7.5	7.5
Nov 12	7.5	7.5
Dec 12	7.5	7.5
Jan 13	7.5	7.5
Feb 13	7.5	7.5
Mar 13	7.5	7.5
Apr 13	7.5	7.5
May 13	7.5	7.5
Jun 13	7.5	7.5
Jul 13	7.5	7.5
Aug 13	7.5	7.5

# Questions

